








Prévisions à court terme

Moyennes de la station

	 °C	 %	 hPa	 km/h	 mm/h	 °C
15 Mars	8.2 / 1.8	83.1	1017.0	7.7	2.9	4.8 / -1.6
16 Mars	10.0 / 1.6	80.9	1018.6	5.3	1.4	7.5 / -1.2
17 Mars	11.2 / 3.1	77.1	1018.1	6.2	1.4	8.0 / 0.5
18 Mars	9.6 / 2.8	79.5	1018.9	6.6	2.2	6.6 / -0.2
19 Mars	11.0 / 2.2	78.3	1019.5	6.4	1.1	7.9 / -0.5
20 Mars	10.9 / 1.4	75.5	1019.9	7.7	0.0	7.7 / -1.7
21 Mars	10.8 / 2.3	74.4	1019.8	7.4	0.8	7.8 / -0.9
22 Mars	10.6 / 1.9	74.1	1017.4	8.3	1.9	6.9 / -1.3
23 Mars	11.2 / 2.7	71.9	1016.1	7.8	0.1	7.7 / -0.7

Extrêmes de la station

	 °C	 %	 hPa	 km/h	 km/h	 mm/h	 °C
15 Mars	15.8 2017	98.0 2019	1031.6 2017	22.8 2026	51.1 2026	15.0 2021	12.1 2017
	-2.5 2016	34.0 2023	993.8 2018	-	-	-	-5.8 2016
16 Mars	16.0 2017	97.5 2025	1027.4 2017	27.4 2016	48.3 2016	8.0 2025	15.0 2017
	-2.3 2023, 2026	38.7 2020	1000.1 2018	-	-	-	-8.4 2016
17 Mars	17.7 2017	98.0 2021	1032.0 2020	28.7 2019	53.3 2019	10.6 2018	14.6 2017
	-1.6 2016	38.0 2016	994.1 2018	-	-	-	-4.7 2016
18 Mars	16.8 2020	98.0 2024	1030.3 2022	22.9 2022	46.1 2022	16.2 2024	15.7 2020
	-1.6 2016	35.0 2016	995.7 2018	-	-	-	-6.4 2021
19 Mars	17.2 2020	98.0 2017, 2024	1031.6 2022	21.2 2021	39.2 2021, 2022	10.2 2023	15.8 2020
	-2.8 2021	39.0 2016	1004.2 2018	-	-	-	-7.5 2018
20 Mars	17.6 2024	97.0 2017, 2023, 2024	1030.9 2019	30.8 2018	52.9 2018	0.2 2020, 2024	16.7 2024
	-2.9 2021	40.1 2025	1007.7 2018	-	-	-	-10.1 2018
21 Mars	18.2 2024	96.0 2023	1032.8 2022	27.1 2018	54.7 2025	7.6 2015	17.4 2024
	-3.0 2021	36.0 2025	1004.1 2025	-	-	-	-10.8 2018
22 Mars	17.4 2024	96.0 2020	1032.8 2022	30.6 2016	57.9 2016	21.0 2017	15.5 2024
	-4.9 2018	25.7 2019	998.0 2025	-	-	-	-9.5 2018
23 Mars	17.7 2019	96.0 2017	1032.2 2022	30.6 2016	54.7 2016	0.4 2018	15.3 2019
	-1.9 2021	26.8 2019	998.4 2025	-	-	-	-7.0 2020

Almanach

